



Science Virtual Learning

Middle School NES Science

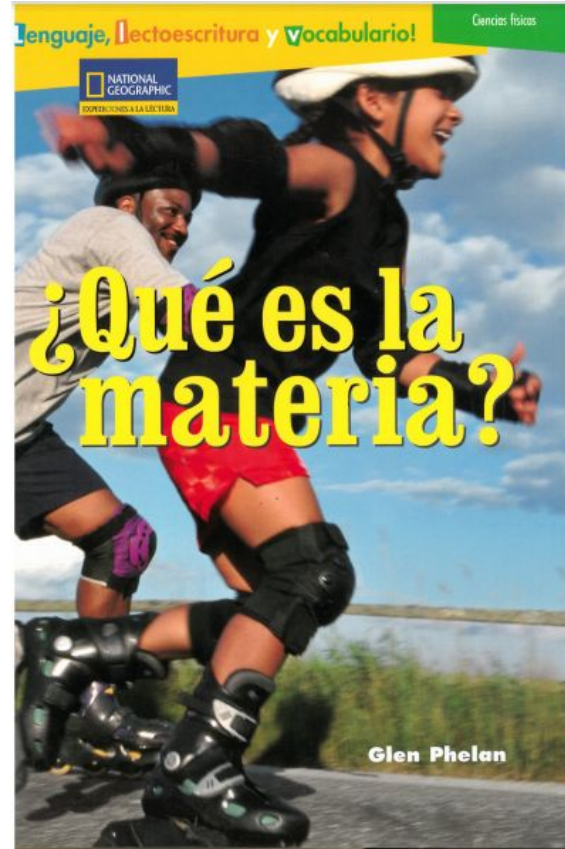
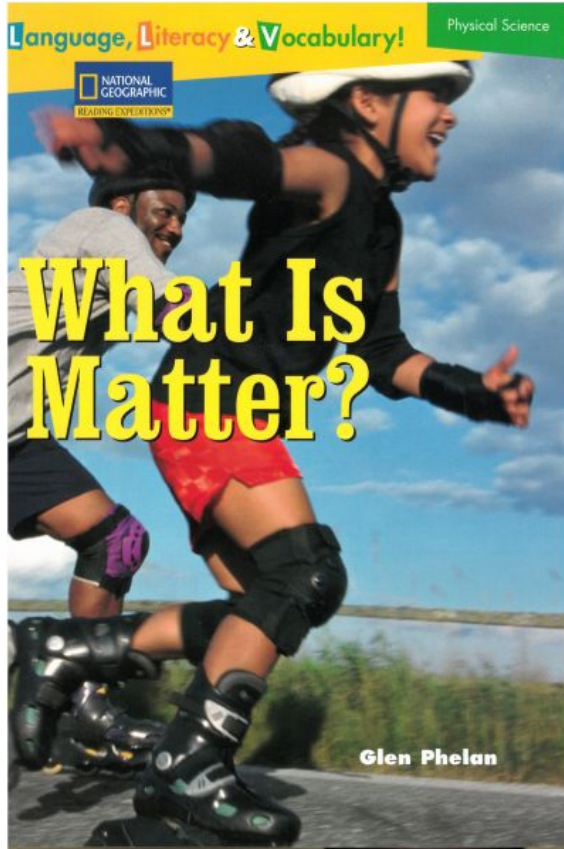
April 06, 2020



Middle School NES Science
Lesson: April 06, 2020

Objective/Learning Target:
Students will name the
five senses in English.

We are going to read about matter.



Click on the picture to read the introduction.

Read in English

Build Background

Sensing the World


How do you find out about things? You use your five senses. Your senses are touch, taste, hearing, sight, and smell.

Your senses give you information. For example, you can see, touch, smell, and taste an apple. You can even tap an apple with your finger. That lets you hear what it sounds like. Your senses help you explore everything around you.

Look at the pictures.

- What senses are being used in each photo?
- How do your senses help you learn about objects around you?

The Five Senses



Touch Taste Hearing Sight Smell

4 5

Read in Spanish

Desarrollar el contexto

Percibir el mundo


¿Qué hacemos para conocer las cosas? Usamos los cinco sentidos. Los cinco sentidos son el tacto, el gusto, el oído, la vista y el olfato.

Los sentidos nos dan información. Por ejemplo, podemos ver, tocar, oler y saborear una manzana. Podemos hasta darle golpecitos con el dedo para ver cómo suena. Los sentidos nos ayudan a explorar el mundo que nos rodea.

Miren las fotos:

- ¿Qué sentidos usan las personas en cada imagen?
- ¿Cómo los ayudan los sentidos a conocer las cosas que los rodean?

Los cinco sentidos



Tacto Gusto Oído Vista Olfato

4 5

5 Senses - Add to Vocabulary Notes



SIGHT



TOUCH



TASTE



SMELL



HEARING

Click on the picture to practice the names of the five senses.



More Practice - Use the flashcards to practice the vocabulary.

[Quizlet - 5 Senses](#)